

xFUME® PRO & COMPACT

**MIG/MAG fume extraction torch –
air cooled and liquid cooled**

xFUME® PRO

This powerful fume extraction torch line combines efficiency with occupational health and safety. As easy to handle as if holding a standard MIG/MAG welding torch in your hand.

xFUME® COMPACT

A fume extraction torch that should be available in every process finishing and workshop. Be careful: It can quickly turn into your favorite tool.

xFUME® PRO: The heavy-duty system for tough everyday industrial use



Performance meets ergonomics in the xFUME® PRO fume extraction torch. Highest stability, best extraction capacity, a flow-optimised interior design of the complete welding torch, including cable assembly and less weight, with optimised geometry and integrated ball joint and thus even better overall handling, make this torch ideal for use in tough industrial applications. The optionally short or long button and the perfectly balanced cable assembly to the torch neck bring additional relief. The leather sleeve protects the cable assembly and allows it to slide easily even over edges.

Power meets efficiency

The xFUME® PRO can demonstrate its full power and efficiency in combination with a welding fume extraction unit such as the xFUME® ADVANCED, or the unique combination solution xFUME® POWER 250 power source/extraction system from ABICOR BINZEL.

Wherever thick sheets are welded with high currents, this air cooled or liquid cooled welding fume extraction torch shows its potential. This makes it the perfect tool for healthy welding in the structural, heavy fabrication, shipyards & offshore and energy segments. With the xFUME® PRO, welding with high currents and integrated welding fume extraction is also fun! Welding almost as if it were without any extraction.

- +10% more power
- -20% less weight
- Significantly improved ergonomics
- Better accessibility and clarity
- Improved stability and robustness
- Flow-optimised interior design
- Reduced gas loss due to optimised front end
- Uses the same parts as the xFUME® series
- Optional short or long button
- Conforms to standard DIN EN ISO 21904



Technical data

Torch type	Cooling	CO ₂	Mixed gases M21 *	DC (%)	Wire-Ø (mm)	Volume flow m ³ /h	
						Extraction nozzle	Connector
xFUME® PRO 24	air cooled	270	250	60	0.8-1.2	72	103.5
xFUME® PRO 36	air cooled	330	300	60	0.8-1.2	57	102
xFUME® PRO 501	liquid cooled	500	450	100	1.0-1.6	58	95

* according to DIN EN ISO 14175

MIG/MAG fume extraction torches xFUME® PRO

Air cooled and liquid cooled

Wherever thick sheets are welded with high currents, this air cooled or liquid cooled welding fume extraction torch shows its potential. This makes it the perfect tool for healthy welding in the structural, heavy fabrication, shipyards & offshore and energy segments.

With the xFUME® PRO, welding with high currents and integrated welding fume extraction is also fun! Welding almost as if it were without any extraction.

- 10% more power
- 20% less weight
- Significantly improved ergonomics
- Better accessibility and clarity
- Improved stability and robustness
- Flow-optimised interior design
- Reduced gas loss due to optimised front end
- Uses the same parts as the xFUME® series
- Optional short or long button
- Conforms to standard DIN EN ISO 21904



xFUME® PRO 24

Technical data (EN 60 974-7):

Cooling: air cooled
 Rating: 270 A CO₂
 250 A mixed gases M21
 (DIN EN ISO 14175)
 Duty cycle: 60%
 Wire Ø: 0.8-1.2 mm

xFUME® PRO 36

Technical data (EN 60 974-7):

Cooling: air cooled
 Rating: 330 A CO₂
 300 A mixed gases M21
 (DIN EN ISO 14175)
 Duty cycle: 60%
 Wire Ø: 0.8-1.2 mm

xFUME® PRO 501

Technical data (EN 60 974-7):

Cooling: liquid cooled
 Rating: 500 A CO₂
 450 A mixed gases M21
 (DIN EN ISO 14175)
 Duty cycle: 100%
 Wire Ø: 1.0-1.6 mm

Note on liquid cooled torches:

To protect the cable assembly components from overheating, we recommend a cooling system run-on time of at least four minutes.

Torch complete Type	Part-No.			Swan neck complete	
	3 m	4 m	5 m	Type	Part-No.
xFUME® PRO 24	612.0139.1	612.0127.1	612.0128.1	50°	614.0264.1
xFUME® PRO 36	614.0286.1	614.0262.1	614.0263.1	50°	614.0264.1
xFUME® PRO 501	634.0225.1	634.0207.1	634.0208.1	50°	634.0209.1


xFUME® PRO 24, xFUME® PRO 36, xFUME® PRO 501

Wear parts

xFUME® PRO 24

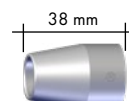



xFUME® PRO 36/501



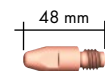
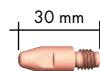
Extraction nozzle (1 pc.)

Standard	600.0148.1	600.0147.1
Tapered	-	600.0140.1





Gas nozzle (5 pcs.)

Conical	145.0880.5	145.0903.5	-
Cylindrical	-	145.0911.5	-
Conical (long)	-	-	317.0458.5



Contact tip (10 pcs.)

	M6	M8	M8
CuCrZr			
∅ 0.8 mm	140.0054	140.0117	-
∅ 1.0 mm	140.0245	140.0316.10	-
∅ 1.2 mm	140.0382	140.0445.10	-
∅ 1.4 mm	-	140.0536	-
∅ 1.6 mm	-	140.0590	-
CuCrZr (long)			
∅ 0.8 mm	-	-	140.1792.10
∅ 1.0 mm	-	-	140.1772.10
∅ 1.2 mm	-	-	140.1773.10
∅ 1.6 mm	-	-	140.1791.10



Tip adaptor (5 pcs.)

M6 (5 pcs.)	142.0308.5	-
M8 (5 pcs.)	-	142.0306.5
O-ring 14x1.5 mm (20 pcs.)	165.0104	165.0104



Spatter protector (5 pcs.)

	146.0091.5	146.0093.5
--	------------	------------



Centering star (1 pc.)

Complete	614.0253.1	614.0253.1
----------	------------	------------



Liner		for 4 m	for 5 m
Liner	xFUME® PRO 24	124.0031	124.0035
	xFUME® PRO 36	124.0031	124.0035
	xFUME® PRO 501	124.0112	124.0113
PTFE liner	xFUME® PRO 24	126.0026	126.0028
	xFUME® PRO 36	126.0026	126.0028
	xFUME® PRO 501	126.0026	126.0028

xFUME® COMPACT: The super lightweight torch for thin sheets



The xFUME® COMPACT fume extraction torch will quickly become a favourite tool when it comes to welding thin sheets and currents of up to 250 amperes are used. Weight, haptics and handling make it easy to forget that you have a welding fume extraction torch in your hand. The optionally short or long button additionally supports this feeling – while a leather covering tube not only protects the cable assembly, but also allows it to glide easily over edges.

Ideal system solution up to 250 amperes

The xFUME® ADVANCED fume extraction system or the unique xFUME® POWER 250 combination solution power source/extraction system from ABICOR BINZEL form the perfect duo for the lower to medium welding current range.

Whether manual reworking downstream from a robot production line in vehicle construction, light welding work in process finishing or minor repair or workshop work – its super-light, comfortable handling makes the xFUME® COMPACT a welcome, »healthy« all-rounder in general fabrication and transportation. Once you have tested welding fume extraction with the xFUME® COMPACT, you will never want another fume extraction torch for thin sheet metal processing.

- Approx. 1.1 kg handling weight
- Dimensions and weight as close as possible to standard MIG/MAG-torch
- Patented extraction nozzle
- Improved accessibility and clarity
- Easy maintenance due to component minimisation
- Improved ergonomics
- Reduced gas loss due to optimised front end
- Uses the same parts as the xFUME® series
- Conforms to DIN EN ISO 21904



Technical data

Torch type	Cooling	CO ₂	Mixed gases M21 *	DC (%)	Wire-Ø (mm)	Volume flow m ³ /h	
			Rating (A)			Extraction nozzle	Connector
xFUME® COMPACT 25	air cooled	250	230	35	0.8-1.2	46	85

* according to DIN EN ISO 14175

MIG/MAG fume extraction torch xFUME® COMPACT

Air cooled

The xFUME® COMPACT fume extraction torch will quickly become a favorite tool when it comes to welding thin sheets and currents of up to 250 amperes are used.

Weight, haptics and handling make it easy to forget that you have a welding fume extraction torch in your hand. The optionally short or long button additionally supports this feeling – while a leather covering tube not only protects the cable assembly, but also allows it to glide easily over edges.

- Approx. 1.1 kg handling weight
- Dimensions and weight as close as possible to standard MIG/MAG torch
- Patented extraction nozzle
- Improved accessibility and clarity
- Easy maintenance due to component minimisation
- Improved ergonomics
- Reduced gas loss due to optimised front end
- Uses the same parts as the xFUME® series
- Conforms to DIN EN ISO 21904



xFUME® COMPACT 25

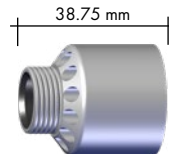
Technical data (EN 60 974-7):

Cooling:	air cooled
Rating:	250 A CO ₂ 230 A mixed gases M21 (DIN EN ISO 14175)
Duty cycle:	35%
Wire Ø:	0.8-1.2 mm

Torch complete Type	Part-No.			Swan neck	
	3 m	4 m	5 m	Type	Part-No.
xFUME® COMPACT 25	604.0146.1	604.0144.1	604.0145.1	45°	604.0140.1

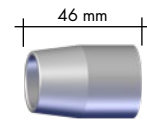
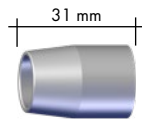
xFUME® COMPACT 25

Wear parts



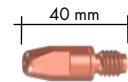
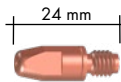
Extraction nozzle (1 pc.)

Standard	600.0145.1
----------	------------



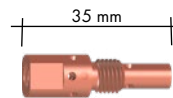
Gas nozzle (5 pcs.)

Conical	145.0900.5	-
Conical (long)	-	145.0915.5



Contact tip (10 pcs.)

		M6	M6
CuCrZr	Ø 0.8 mm	140.D456.10	-
	Ø 1.0 mm	140.D457.10	-
	Ø 1.2 mm	140.D458.10	-
CuCrZr (long)	Ø 0.8 mm	-	140.1252.10
	Ø 1.0 mm	-	140.1254.10
	Ø 1.2 mm	-	140.1255.10



Tip adaptor (5 pcs.)

M6	142.0001
----	----------



Centering star (1 pc.)

Complete	604.0142.1
----------	------------



	Liner	PTFE liner
4 m	124.0031	126.0026
5 m	124.0035	126.0028

BIKOX[®], control cables, hoses and liners

I. Cable assemblies, air cooled

Type	Description	Cable assembly length	
		4 m	5 m
xFUME [®] PRO 24	BIKOX [®] 28 /LW 2-pole	160.1866.1	160.1867.1
xFUME [®] PRO 36	BIKOX [®] 53 /LW 2-pole	160.1860.1	160.1861.1
xFUME [®] COMPACT 25	BIKOX [®] 28 /LW 2-pole	160.1866.1	160.1867.1

II. Cable assemblies, liquid cooled

xFUME [®] PRO 501	Description	Length		
		4 m	5 m	100 m (pcs.)
Power cable		115.1119.1	115.1120.1	-
Wire conduit/gas hose		154.0018.1	154.0019.1	-
Water hose red	PVC; Ø 5.5 x 1.5 mm	-	-	109.0056
Water hose blue	PVC; Ø 5.5 x 1.5 mm	-	-	109.0057
Control cable	2-pole	-	-	100.0019

III. Outer and extraction hoses

Type	Description	30 m (pcs.)
xFUME [®] PRO 24/COMPACT 25	Outer hose LW 32	109.0043
xFUME [®] PRO 36/501	Outer hose LW 38	109.0044
xFUME [®] PRO 24/36/501/COMPACT 25	Outer hose LW 45	109.0080.30




IV. Hose clamps, quick connector and marking washer

Type	Pcs.	Part-No.	Applicable for hose type	
			109.0056	109.0057
Hose clamp D=9.5 mm infinitely; xFUME [®] PRO 501	20	173.0015.20	•	•
Quick connector ND 5/Ø=6.0 mm; xFUME [®] PRO 501	20	501.0114	•	•
Fastener cap red; xFUME [®] PRO 501	20	501.2423	•	
Fastener cap blue; xFUME [®] PRO 501	20	501.2424		•

Wear and spare parts

V. Crabb ring, ball joint, crimping sleeve, adapter piece, branch, leather hose set

Pos.	Type	Description	Part-No.
1	xFUME® PRO 24/36/501/COMPACT 25	Branch 45°	600.0126.1
2	xFUME® COMPACT 25	Crabb ring	604.0143.1
3	xFUME® PRO 24	Ball joint	600.0138.1
4	xFUME® PRO 36/501	Ball joint	600.0130.1
5	xFUME® COMPACT 25	Ball joint	600.0146.1
-	xFUME® PRO 24/COMPACT 25	Leather hose set	600.0142.1
-	xFUME® PRO 36/501	Leather hose set	600.0143.1
6	xFUME® PRO	Crimping sleeve	720.0022
7	xFUME® PRO 24/COMPACT 25	Adaptor piece cable assembly	600.0137.1
8	xFUME® PRO 36/501	Adaptor piece cable assembly	600.0128.1



Handle type xFUME®

Type	Pos.	Part-No.
Handle xFUME® PRO complete	1	180.0207.1
Handle xFUME® COMPACT complete	2	180.0206.1

