

xFUME® TIG

TIG fume extraction torches –
air cooled and liquid cooled



xFUME® TIG

With these TIG fume extraction torches, even the invisible, highly harmful fumes don't stand a chance.

Suitable for fume extraction units with extraction filter class W3.

xFUME® TIG: The handy one for fine TIG welding work



Although TIG welding does not produce a similar amount of fumes compared to MIG/MAG welding, it does produce fumes that are particularly dangerous when inhaled. That is why it was very important to ABICOR BINZEL to develop a high-performance TIG torch for industrial use. The xFUME® TIG fume extraction torch also works according to the principle of extraction at the source and efficiently absorbs these highly hazardous fumes at their place of origin. This is provided by a combined ceramic protection and extraction nozzle, through which this TIG fume extraction torch with its slim front end guarantees an excellent view of the process.

Welding high-alloy steels safely

The TIG welding process is used in the welding of high-alloy steels or stainless steel alloys. These contain chromium (VI) compounds, which are known to be the cause of cancer of the respiratory tract. Aluminum is also often TIG welded. Aluminum alloys contain aluminum oxide, which in turn can cause aluminosis. In this case, the damaged part of the lungs simply gives up its function – a process that is irreversible. This fact requires an extraction system with W3 filter approval. ABICOR BINZEL offers W3 welding fume extraction units suitable for the xFUME® TIG fume extraction torch.

With its innovative concept and design, the xFUME® TIG is an excellent TIG fume extraction torch in general fabrication especially for welding stainless steels, aluminum alloys and high-alloy materials, where welding fumes that pose different health hazards are increasingly released.

- Novel innovation in the field of TIG torches
- Integrated fume extraction to protect the welder
- Dimensions and weight as close as possible to standard TIG torches
- Patented extraction nozzle
- High use of common parts due to ABITIG® wear part concept
- Improved ergonomics
- Reduced gas loss due to optimised front end



Technical data

Torch type	Cooling	Rating (A)		DC (%)	Electrode-Ø (mm)	Volume flow m³/h	
		DC	AC			Extraction nozzle	Connector
xFUME® TIG 150	air cooled	150	105	35	1.0-2.4	14.7	36.5
xFUME® TIG 260W	liquid cooled	260	185	100	1.0-3.2	14.7	26.2

TIG fume extraction torches xFUME® TIG

Air cooled and liquid cooled

Although TIG welding does not produce a similar amount of fumes compared to MIG/MAG welding, it does produce fumes that are particularly dangerous when inhaled. That is why it was very important to ABICOR BINZEL to develop a high-performance TIG torch for industrial use. The xFUME® TIG fume extraction torch also works according to the principle of extraction at the source and efficiently absorbs these highly hazardous fumes at their place of origin. This is provided by a combined ceramic protection and extraction nozzle, through which this TIG fume extraction torch with its slim front end guarantees an excellent view of the process. With its innovative concept and design, the xFUME® TIG is an excellent

TIG fume extraction torch in general fabrication especially for welding stainless steels, aluminum alloys and high-alloy materials, where welding fumes that pose different health hazards are increasingly released.

- Novel innovation in the field of TIG torches
- Integrated fume extraction to protect the welder
- Dimensions and weight as close as possible to standard TIG torches
- Patented extraction nozzle
- High use of common parts due to ABITIG® wear part concept
- Improved ergonomics
- Reduced gas loss due to optimised frontend



xFUME® TIG 150

Technical data (EN 60 974-7):

Cooling:	air cooled
Rating:	150 A DC 105 A AC
Duty cycle:	35%
Tungsten electrode:	Ø 1.0-2.4 mm

xFUME® TIG 260W

Technical data (EN 60 974-7):



Cooling:	liquid cooled
Rating:	260 A DC 185 A AC
Duty cycle:	100%
Tungsten electrode:	Ø 1.0-3.2 mm

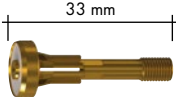

Torch complete			Torch body
Type	Cooling	Part-No.	Part-No.
xFUME® TIG 150	air cooled	see note ¹	776.5008.1
xFUME® TIG 260W	liquid cooled	see note ¹	777.5001.1

¹ Due to the highly differing types of connections on the machine side we cannot list order numbers for complete torches. Please use the TIG torch overview for the order of complete torches - this you can find in the download area of our website www.binzel-abicor.com.

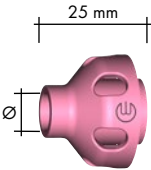
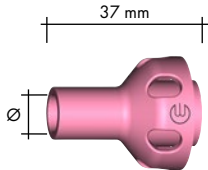
xFUME® TIG 150, xFUME® TIG 260W

Wear parts

		
Back cap (10 pcs.)	Short	Long
	776.0053	771.0051

			
Electrode holder/ Gas diffuser (5 pcs.)	Electrode holder	Gas diffuser	Gas diffuser
Ø 1.0 mm	776.0061	776.0171	777.0171.5
Ø 1.6 mm	776.0062	776.0172	777.0172.5
Ø 2.0 mm	776.0067	776.0177	777.0177.5
Ø 2.4 mm	776.0063	776.0173	777.0173.5
Ø 3.2 mm	776.0064	776.0174	777.0174.5

	
Insulator/Adaptor ring (10 pcs.)	Standard version
Insulator	776.1043

		
Gas nozzle, ceramic (10 pcs.)	Short	Long
Ø 8.0 mm	776.5003.10	776.5001.10
Ø 9.5 mm	776.5004.10	776.5002.10
Ø 12.0 mm	776.5005.10	776.5006.10

Power cables, control cables and hoses

I. Power cables

Type	Power cable High Flex		
	4 m	8 m	12 m
xFUME® TIG 150	150.0040	150.0041	150.0190
xFUME® TIG 260W	150.0270.1	150.0271.1	150.0272.1

II. Control cables

Type	Description	Details	Part-No.
xFUME® TIG 150/260W	Power cable 7 core	100 m	100.0112
xFUME® TIG 150/260W	Power cable 7 core (protected)	100 m	100.0028

III. Gas hoses, Hose clamps


Type	Description	Details	Part-No.
xFUME® TIG 260W	PVC hose black 3.5 x 1.25	100 m	102.0124
xFUME® TIG 260W	Hose clamp Ø=7.5 mm with ring (mark. 8.0)	20 pcs.	173.0007

IV. Outer hoses

Type	Description	Details	Part-No.
xFUME® TIG 150/260W	Hose 32 black LW 28 R	30 m	109.0042

V. Branch, connector set, cable guide, hose clutch, adaptor

Pos.	Type	Description	Part-No.
1	xFUME® TIG 150/260W	Branch 45°	600.0126.1
2	xFUME® TIG 150/260W	Hose clutch	400.1942.1
3	xFUME® TIG 150/260W	Connector cpl.	400.1935.1
4	xFUME® TIG 150/260W	Adaptor cpl.	776.5019.1
5	xFUME® TIG 150	Cable guide AC* cpl.	776.5009.5
6	xFUME® TIG 260W	Cable guide LC** cpl.	776.5018.5



* air cooled

** liquid cooled

Handle and control modules

Handle xFUME® TIG and control modules

Type	Description	Details	Part-No.
xFUME® TIG 150/260W	Handle xFUME® TIG, without control module		180.0210.1
xFUME® TIG 150/260W	Control module single push-button	BIS-51	400.1296.1
	Control module single push-button (lower release force than BIS-51)	BIS-S1	400.1647.1
	Control module double push-button	BIS-52	400.1292.1
	Control module UP/DOWN (device-dependent)	BIS-55	400.1388.1
	Control module UP/DOWN (device-dependent)	BIS-65	400.1318.1
	Control module UP/DOWN (compatible with Stel®/CEA®)	BIS-85	400.1375.1
	Control module UP/DOWN (compatible with Lorch®)	BIS-95	400.1354.1
	Lid (5 pcs.)	BIS-57	400.1402.5



**BIS-51/
BIS-S1** (lower release force)
ED = Single push-button



BIS-52
DD = Double push-button/
Button short (in torch price list
standard, under DD)



BIS-55
UD = UP/DOWN
(device-dependent)



BIS-65
UD = UP/DOWN
(device-dependent)



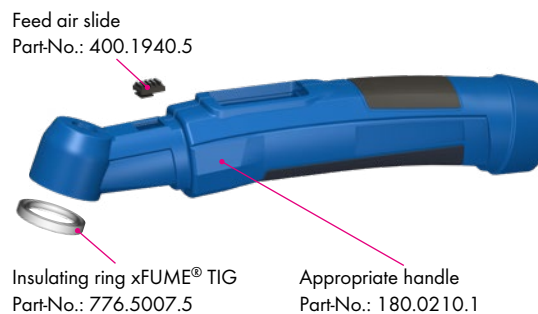
BIS-85
UD = UP/DOWN
(compatible with Stel® & CEA®)



BIS-95
UD = UP/DOWN
(compatible with Lorch®)



BIS-57
Lid (5 pcs.)



Abbreviations for switch functions:

ED	Single push-button
DD	Double push-button
UD	UP/DOWN (two switches)