

# MIG/MAG welding torches "ABIMIG® W"

## Liquid cooled • rating 350 A up to 600 A

ABIMIG® W torches are optimal whenever the best possible welding results are to be achieved with a torch neck geometry. Thanks to the slim straight handles, the torches fit comfortably in the hand and allow different postural positions and flexibility in torch neck alignment. ABIMIG® W torches are very hard-wearing and, thanks to the double fixation of the torch neck, are particularly well protected against mechanical deformation.

- Coated torch necks and robust design for use at high process temperatures
- Durable, screwable gas nozzles with integrated, replaceable spatter protection
- Extended and short triggers available – for best handling
- Tried-and-tested ergonomic grip – easy to hold in all positions



**Questions about the control module?  
We help with the configuration!**

### ABIMIG® W 340

#### Technical data (EN 60 974-7):

Rating: 400 A CO<sub>2</sub>  
350 A mixed gas M21  
(DIN EN ISO 14175)

Duty cycle: 100%

Wire size: 0.8–1.2 mm

### ABIMIG® W 440

#### Technical data (EN 60 974-7):

Rating: 500 A CO<sub>2</sub>  
450 A mixed gas M21  
(DIN EN ISO 14175)

Duty cycle: 100%

Wire size: 0.8–1.6 mm

### ABIMIG® W 540

#### Technical data (EN 60 974-7):

Rating: 600 A CO<sub>2</sub>  
550 A mixed gas M21  
(DIN EN ISO 14175)

Duty cycle: 100%

Wire size: 1.0–1.6 mm

#### Note for liquid cooled torches:

To protect cable assembly components from excessive heat build up we recommend a post welding cooling cycle of at least four minutes.

Torch complete Type	Handle	Part-No.			Swan neck	
		3 m	4 m	5 m	Type	Part-No.
ABIMIG® W 340	Push-button short	766.1530.1	766.1531.1	766.1532.1	50°	766.1553.1
ABIMIG® W 340	Push-button long	766.1558.1	766.1559.1	766.1560.1	50°	766.1553.1
ABIMIG® W 440	Push-button short	766.1533.1	766.1534.1	766.1535.1	50°	766.1548.1
ABIMIG® W 440	Push-button long	766.1561.1	766.1562.1	766.1563.1	50°	766.1548.1
ABIMIG® W 540	Push-button short	766.1536.1	766.1537.1	766.1538.1	50°	766.1539.1
ABIMIG® W 540	Push-button long	766.1564.1	766.1565.1	766.1566.1	50°	766.1539.1

Up/Down module on request.

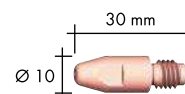
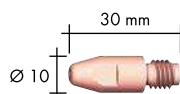
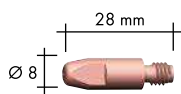
# ABIMIG® W 340, ABIMIG® W 440, ABIMIG® W 540

## Wear parts






## Gas nozzle incl. spatter protection<sup>1</sup> (5 pcs.)

	Ø A		Ø A		Ø A	
Cylindrical	Ø 17	145.0740.5	Ø 18	145.0745.5	Ø 20	145.0742.5
Conical	Ø 12.5	145.0737.5 <sup>2</sup>	Ø 14.5	145.D092.5 <sup>3</sup>	Ø 16	145.0735.5 <sup>4</sup>
Conical	Ø 10	145.0739.5	Ø 12	145.0746.5	Ø 14	145.0741.5



## Contact tip (10 pcs.)

		M6	M8	M8
E-Cu	Ø 0.8	140.0051	140.0114	-
	Ø 1.0	140.0242	140.0313	140.0313
	Ø 1.2	140.0379	140.0442	140.0442
	Ø 1.6	-	140.0587	140.0587
E-Cu for Al	Ø 0.8	141.0001	141.0003	-
	Ø 1.0	141.0006	141.0008	141.0008
	Ø 1.2	141.0010	141.0015	141.0015
	Ø 1.6	-	141.0022	141.0022
CuCrZr	Ø 0.8	140.0054	140.0117	-
	Ø 1.0	140.0245 <sup>2</sup>	140.0316	140.0316
	Ø 1.2	140.0382	140.0445 <sup>3</sup>	140.0445 <sup>4</sup>
	Ø 1.6	-	140.0590	140.0590



## Contact tip holder (5 pcs.)

	X	X	X			
Brass	24.0	142.0241.5	26.0	142.0252.5	25.0	142.0239.5
	26.0	142.0242.5 <sup>2</sup>	28.0	142.0253.5 <sup>3</sup>	27.0	142.0240.5
	-	-	31.0	142.0243.5	28.5	142.0284.5 <sup>4</sup>
	-	-	-	-	-	-
CuCrZr	26.0	142.0274.5	29.5	142.0262.5	25.0	142.0247.5
	-	-	-	-	27.0	142.0248.5
	-	-	-	-	28.5	142.0261.5

Liner		for 3 m	for 4 m	for 5 m
Spiral	Ø 0.8	124.0137	124.0138	124.0139
	Ø 1.0	124.0111 <sup>2</sup>	124.0112 <sup>2</sup>	124.0113 <sup>2</sup>
	Ø 1.2	124.0111 <sup>3,4</sup>	124.0112 <sup>3,4</sup>	124.0113 <sup>3,4</sup>
	Ø 1.6	124.0114	124.0115	124.0116
PTFE liner	Ø 0.8	126.0005	126.0008	126.0011
	Ø 1.0	126.0021	126.0026	126.0028
	Ø 1.2	126.0021	126.0026	126.0028
	Ø 1.6	126.0039	126.0042	126.0045
Carbon PTFE liner	Ø 0.8	127.0002	127.0003	127.0004
	Ø 1.0	127.0005	127.0007	127.0008
	Ø 1.2	127.0005	127.0007	127.0008
	Ø 1.6	127.0010	127.0012	127.0013

<sup>1</sup> The integrated spatter protection is already contained in the above-mentioned gas nozzles and can be ordered separately on request.

<sup>2</sup> Included in the standard equipment for complete torches ABIMIG® W 340.

<sup>3</sup> Included in the standard equipment for complete torches ABIMIG® W 440.

<sup>4</sup> Included in the standard equipment for complete torches ABIMIG® W 540.